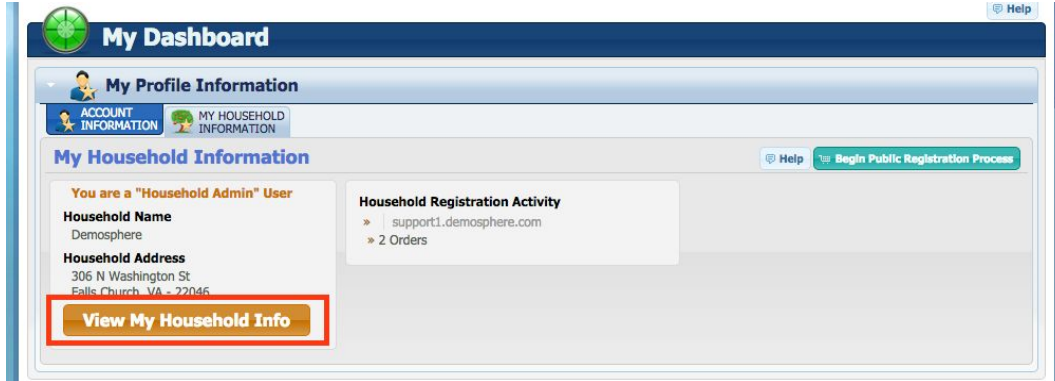


## How to Make a Payment

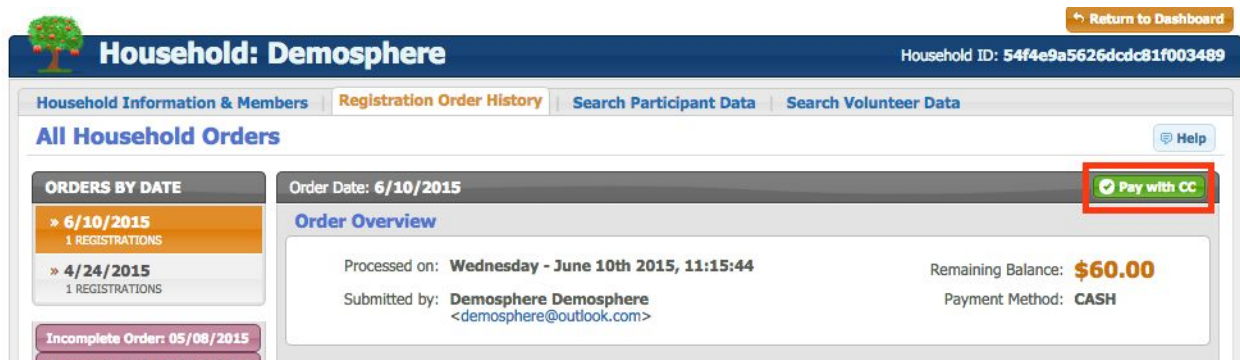
1. Log in via your club's site and select **My Household Information** then **View My Household Info**.



2. Select **Registration Order History** from the top tabs.



3. Select the Order you want to make a payment for on the left side, then click **Pay by CC** on the right.




4. Enter your credit card information on this screen. Select Update Info for remaining Order Installments to retain your card's information, or Apply Info only to THIS Payment to allow for a different card to make a payment in the future. You always have the option of updating your credit card information in the future as well.




Household Orders

## Make a Payment

| Item Name  | Total Amount | Amount Due | Amount To Pay  |
|--|--------------|------------|----------------|
| Demosphere Demosphere A Test Program Summer Season 2015 - Week 2 | \$60.00      | \$60.00    | \$15.55        |
| <b>Total Payment Amount:</b>                                     |              |            | <b>\$15.55</b> |

**Payment Information**  Update Info for remaining Order Installments  Apply Info only to THIS Payment

Select payment type: 

**Selected Payment Method: Credit Card**   

Cardholder's Name  First Name  Last Name

Country  United States

Billing Address

City


State

ZIP

Card Number

Security Code

Expiration  01 /  2015



**Amount to Pay: \$15.55**